

IPVI INSIGHTS

Connecting & Supporting Families Whose Children are Visually Impaired, Including Those with Additional Disabilities

**June
2015**



“LITERACY THROUGH EXPERIENCE AT BROOKFIELD ZOO”

Registration closes on Friday, July 10, 2015

Please be advised that IPVI’s Membership Outing will be held at the Brookfield Zoo, (enter in the south entrance) 3300 Golf Rd, Brookfield, IL 60513, on **July 18, 2015**. There are so many activities and animals to see so arrive early. IPVI has created a special T-Shirt for this event, (\$10/ea.) which will gain you free access to the Zoo, parking, lunch, the Dolphin Show, and the Hamill Family play Zoo. The luncheon includes Pizza and Drinks together with a guest speaker.

AGENDA Rain or Shine!


9:30 a.m.	Discovery Center Parking Lot opens – arrive early!
9:30 – 11:00 a.m.	Register at the Discovery Center and pick up T-Shirts and Dolphin Show/Hamill Family Play Zoo tickets
10:00 a.m.	Zoo Opens
10 a.m. – Noon	Visit various animals or partake in any of the Zoo Activities
12:00 – 12:30 p.m.	Return to Discovery Center – Family Photos
12:30 – 1:30 p.m.	Guest Speaker, Lunch at the Discovery Center (Remember immediately after lunch, the Group Photo is to be taken. Please stay until then.)
2:00 – 3:30 p.m.	Seven Seas Dolphin Show
3:00 – 6:00 p.m.	Enjoy the Zoo!

Festival of Flight -- FREE EVENT

Location: West of Tropic World

A 30-minute engaging, interactive show offered daily that features a variety of birds from around the world demonstrating free-flight natural behavior. The shows, which are **free** and located west of Tropic World, also feature audience participation.





Inside This Issue:

IPVI Zoo Outing (English)	1
Zoo Guest Speaker	2
Registration Form (English)	3
Registration Form (Spanish)	4
IPVI Zoo Outing (Spanish)	5
Zoo Map	6
Zoo Parking Directions	7
IPVI President Announcement	8
Ms. Vic's Volleys	9
Sam Smolka Thank You	10
Happy Birthday Jake!	10
TCL Mike Ditka Charity Golf Tournament	11
Wonder Baby Tips for a Blind/VI Child	12
IPVI's MBJ Scholarship Fund	17
Lighthouse Guild/NAPVI National Family Conf.	18
Family Connect Website	19
Finding Funds to Attend NAPVI Family Conf.	19
A Trip to NYC/A Moment with Helen Keller	19
AFB Webinar/iPad for Babies ands Toddlers	20
FRCD Workshops	21
STARNET 2015 Sharing a Vision Conference	21
The Eye Specialists Center	22
IPVI Board of Directors	23
IPVI Membership Dues	24
IPVI Calendar of Events	25



Our Guest Speaker

Our guest speaker at the Brookfield Zoo this year will be Lyle Stauder. Lyle is a founding 1986 board member of IPVI. Lyle owns his own successful business, Breaktime Vending, and is married to Anna. They have two grown sons, Anthony and Richard.

Lyle is legally blind and was born with Aniridia, the same condition his mom had. His two sons are also affected with it. This gives Lyle a unique insight into the world of low vision. He will talk about how his family managed with a mom with low vision as well as how Anna and he have dealt with his and his sons' low vision issues. Both of the sons have gone to college, are working and have lived independently. The Stauders are definitely a success story to be heard. We look forward to seeing you at our Brookfield Zoo Outing.



Illinois Association for Parents of Children with Visual Impairments

TO: ALL IPVI Members (EVEN THOSE NOT ATTENDING THE ZOO OUTING, PLEASE READ: DUES ARE \$15/YEARLY. PLEASE REMIT IF YOU HAVE NOT PAID LATELY. WE ALSO NEED MORE VOLUNTEERS!

Note, we no longer US mail our newsletter. You can view it by the fifth of each month at our website: IPVI.org
If you do not have a computer and would like a copy mailed to you, please fill out and return this section of the form.

RETURN ALL FORMS TO: MARY ZABELSKI, P. O. Box 316634, CHICAGO, IL 60631 (773-882-1331) ZOO ONLY

My dues are enclosed. Yes or No. Circle One. Also, I need a hard copy mailed to me at:

Name: _____

Address: _____

City, State, Zip: _____

WILLING TO VOLUNTEER?: YES OR NO? (CIRCLE ONE) PHONE # _____

IPVI'S 2015 BROOKFIELD ZOO – MEMBERS ONLY OUTING Saturday July 18th Registration and Payment Form

Attendance is restricted to currently paid members of IPVI** (check your address). All attendees must pre-register, purchase a 2015 Zoo T-Shirt and show current identification at the Discovery Center when signing in. Attendees agree by submitting this form to a Release of Liability & Use of Photographs by IPVI for this event.

Indicate T-Shirt Size per attendee:

Choices are: INFANT -- YOUTH small/medium/large -- ADULT small/medium/large, XLG, XXLG or XXXLG

FAMILY NAME: _____ IPVI Current Membership _____ y / n

Address: _____ City: _____ State: _____ Zip: _____

Email: _____ Home #:(_____) _____ - _____ Cell #:(_____) _____ - _____

1) Name: _____ Age: _____ T-shirt size: _____

2) Name: _____ Age: _____ T-shirt size: _____

3) Name: _____ Age: _____ T-shirt size: _____

4) Name: _____ Age: _____ T-shirt size: _____

5) Name: _____ Age: _____ T-shirt size: _____

6) Name: _____ Age: _____ T-shirt size: _____

7) Name: _____ Age: _____ T-shirt size: _____

8) Name: _____ Age: _____ T-shirt size: _____

9) Name: _____ Age: _____ T-shirt size: _____

Membership Dues (\$15.00.year) _____ \$

Total Number of Zoo Admission T-Shirts @\$10/person _____ \$

Donation to IPVI for (IPVI Scholarship) or (Zoo Costs) _____ \$

TOTAL MONEY (INCLUDED WITH THIS FORM) PAYABLE TO IPVI _____ \$

** IPVI IS FUNDED THROUGH MEMBER DUES, ACTIVITY/EVENT PARTICIPATION FEES, AND PRIVATE/PUBLIC DONATIONS. IPVI benefits are available to anyone who needs and applies for membership, regardless of their ability to pay. IPVI is an all-volunteer organization. We sincerely welcome your participation, support and ideas. We primarily focus on supporting families challenged by visual impairments but welcome anyone with other disabilities as well.

Illinois Association for Parents of Children with Visual Impairments

Para: Todos los Miembros de IPVI (Incluyendo los que no participant en este evento favor de leer):
CUOTA ANUAL \$15. FAVOR DE CUBRIR LA CUOTA SI NO LA HA REALIZADO.
NECESITAMOS MAS VOLUNTARIOS!

Nota, ya no madamos las cartas via correo. Ahora las puede ver el 5 de cada mes en la pagina de internet: **IPVI.org**
Si no tiene acceso a una computadora y quiere una copia por correo favor llenar esta forma y mandarla a la siguiente direccion:

REGRESAR FORMAS A: **MARY ZABELSKI, P.O. Box 316634, CHICAGO, IL 60631 (773-882-1331)**
ZOO ONLY

Mi cuota esta incluida, Si o No. Marque una. Tambien necesito una copia original por correo a:

Nombre: _____

Direccion: _____

Ciudad, Estado, Codigo Postal: _____

QUIERO SER VOLUNTARIO?: SI O NO? (MARQUE UNA) TELEFONO# _____

IPVI'S 2015 ZOOLOGICO DE BROOKFIELD – SOLO MIEMBROS Sabado 18 de Julio Registracion y Forma de Pago

La participacion está restringida a miembros que estan al corriente con los pagos de IPVI ** (Confirme su direccion). Todos los asistentes deben pre-inscribirse, comprar una camiseta del Zoologico del 2015 y mostrar una identificación vigente en el Discovery Center al firmar. Los asistentes estan de acuerdo y consentimiento a enviar este formulario a la Liberación de Responsabilidad y Uso de Fotografias por IPVI para este evento.

Indique talla de playas para los que atenderan:

Opciones son: BEBES – NINOS paquena/mediana/grande -- ADULTO paquena/mediana/grande, XG, XXG o XXXG

NOMBRE DE FAMILIA: _____ IPVI Miembro activo _____ si/no

Direccion: _____ Ciudad: _____ Estado: _____ Codigo Postal: _____

Email: _____ Casa #: (____) _____ - _____ Celular #: (____) _____ - _____

1) Nombre: _____ Edad: _____ Talla de playera: _____

2) Nombre: _____ Edad: _____ Talla de playera: _____

3) Nombre: _____ Edad: _____ Talla de playera: _____

4) Nombre: _____ Edad: _____ Talla de playera: _____

5) Nombre: _____ Edad: _____ Talla de playera: _____

6) Nombre: _____ Edad: _____ Talla de playera: _____

7) Nombre: _____ Edad: _____ Talla de playera: _____

8) Nombre: _____ Edad: _____ Talla de playera: _____

9) Nombre: _____ Edad: _____ Talla de playera: _____

Cuota de Membresia (\$15.00. por año) _____ \$

Total de playeras para admission al Zoologico @ \$10/persona _____ \$

Donacion al IPVI para (IPVI Beca Escolar) o (Costo del Zoologico) _____ \$

CANTIDAD TOTAL (INCLUYENDO CON ESTA FORMA) PAGABLE A IPVI \$ _____

** IPVI SE FINANCIA MEDIANTE LAS CUOTAS DE MIEMBROS, CUOTAS DE PARTICIPACIÓN EN ACTIVIDADES Y EVENTOS, DONACIONES PRIVADAS Y PÚBLICAS. IPVI beneficios están disponibles para cualquier persona que necesita y aplica por membresia independientemente de su capacidad de pago. IPVI es una organización de voluntarios. Damos la bienvenida sinceramente a tu participación, apoyo e ideas. Nos centramos principalmente en apoyar a las familias con impedimentos visuales asi como a cualquier otras discapacidades.

“LITERACY THROUGH EXPERIENCE AT BROOKFIELD ZOO”

Ultimo dia para Registracion es 10 de Julio de 2015

Tenga en cuenta que la Membresía de IPVI se llevará a cabo en el Zoológico de Brookfield, (entrar por la Entrada Sur) 3300 Golf Rd, Brookfield, IL 60513, el 18 de Julio de 2015. Llegue temprano, hay tantas actividades que hacer y animales que ver. IPVI ha creado una camiseta especial para este evento,(\$10c/u) Esta camiseta le da entrada gratis al Zoológico, estacionamiento, almuerzo, Show de delfines, y Hamill Family Play Zoo. El almuerzo incluye Pizza y bebidas junto a un orador invitado.

AGENDA

- 9:30 a.m Estacionamiento abre (Discovery Center Parking Lot) llegue temprano!
- 9:30 – 11:00 a.m Registrarse en el (Discovery Center) para recoger las camisetas y boletos para el Show de Delfines y Hamill Family Play Zoo
- 10:00 a.m Zoológico abre las puertas
- 10:00 – 12:00 p.m Visita los animals y participa en cualquiera de las actividades del Zoologico
- 12:00 – 12:30 p.m Regresa al Discovery Center para fotos con la familia
- 12:30 – 1:30 p.m Conferencia con el orador invitado y almuerzo en el Discovery Center (recuerda inmediatamente después del almuerzo la foto del grupo sera tomada. (Por favor, quedece hasta entonces)
- 2:00 – 3:30 p.m Show de Delfines
- 3:00 – 6:00 p.m Puede disfrutar del zoológico!

Festival of Flight (Festival de Vuelo)-- EVENTO GRATIS

Locacion: Oeste de Tropic World

Participa en el show interactivo que se ofrece diariamente con una gran variedad de aves de todo el mundo demostrando el comportamiento natural de vuelo libre. Los espectáculos son gratis y estan situados al oeste de Tropic World, con la participación del público.

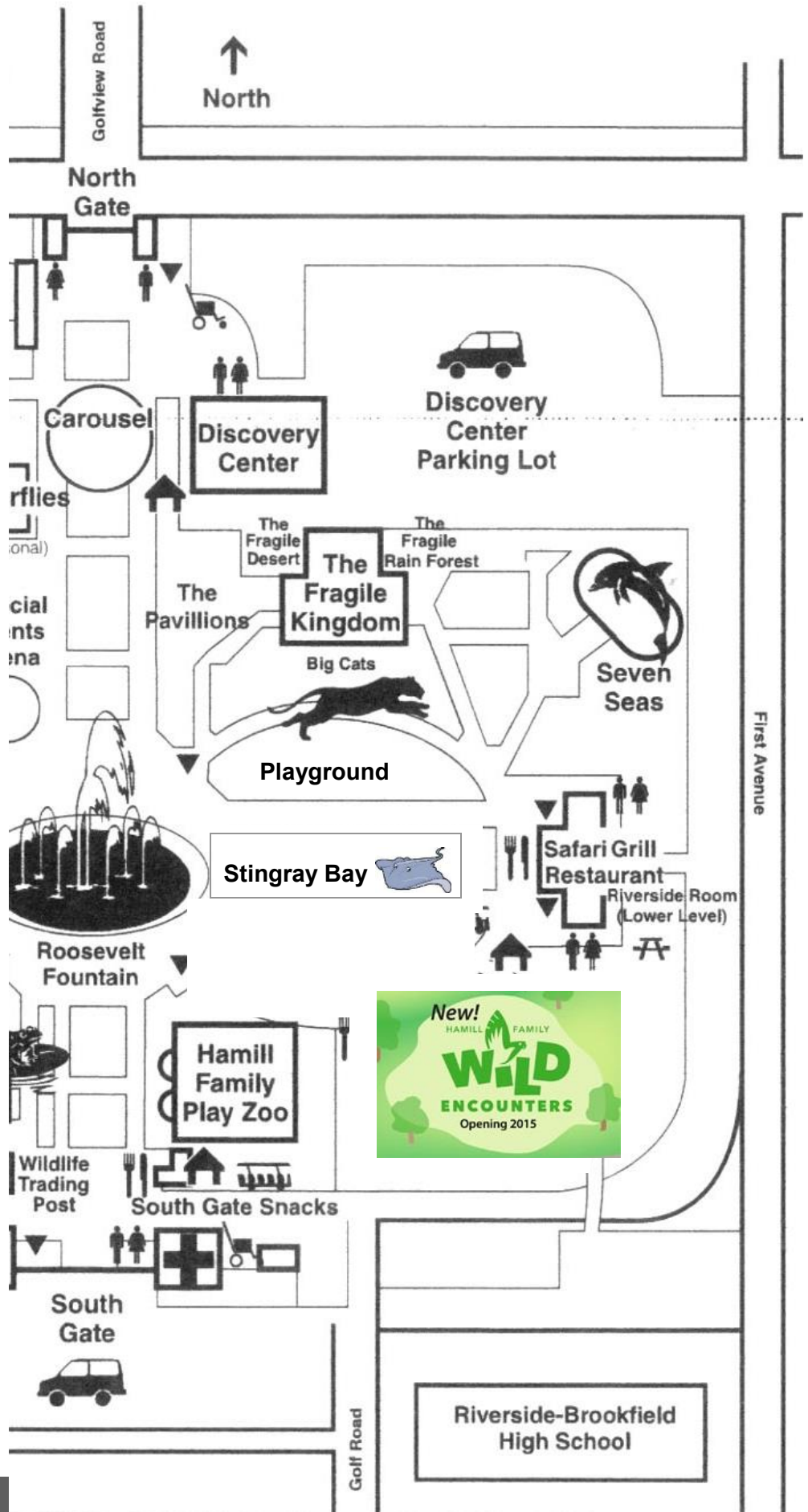






We are gathering in the Discovery Center. We are to park in the Discovery Center Parking Lot. We need to enter at the SOUTH Entrance, not the main entrance. To get to the South Entrance, take 1st Avenue to Ridgewood Road (the first traffic light south of 31st street). Go west on Ridgewood to Golf Road. Turn right on Golf Road to the South Entrance Parking Booth (See map).

At the South Entrance Parking booth, say that you are with IPVI and you will not have to pay for parking. After the south parking booth, stay to the right and tell the next gate guard that you are with IPVI and they will let you on to the road leading to the Discovery Center parking lot. Come to the Discovery Center to check in and get your shirts and Zoo map. See you all there!



MESSAGE FROM THE PRESIDENT

By Lyle Stauder, President

Now that it's summer, parents with children with visual impairments will be looking for ways to keep them busy just like any other family. So make sure to check out your local park districts for special needs activities. Additionally, many suburbs have special needs recreational associations that offer lots of activities that could be looked into. They have things like bowling, swimming, dances, social get-togethers etc. for children who may have a variety of issues. Also, you can look into beep baseball or goal ball.

Additionally, don't forget to take your children into the library and read to them. Also, you can look into and sign up for Talking Books program. The Internet can be searched for information on where to sign up for it. Seedlings also offers a variety of Braille books for kids and Hadley School for the Blind offers Braille classes by mail for parents who want to also read with their children with vision issues. These are just some ideas for keeping summer interesting.

In the meantime, I hope you have a great summer, and we look forward to seeing you at the Brookfield Zoo Outing for Members Only on July 18th.



MS. VIC'S VOLLEYS
Victoria Juskie, IPVI Treasurer

MS. VIC VOLLEYS


VOLLEY I

Since our last publication, the following families, individuals, and/or organizations became members:

No new members have joined this month.

VOLLEY II

One day, my sister-in-law and I were discussing the **LOVE YOU FOREVER** book written by Robert Munsch and illustrated by Sheila McGraw.



I said it was my favorite children's book that I read all the time to Matthew, and then I began to sing the lyrics from the book:

*"I'll love you forever,
I'll like you for always,
As long as I'm living
My baby you'll be."*

Karen abruptly stops me and says, "That's not how it goes!" I said, "Well, to tell you the truth, I don't know how he meant to sing it, but that's the way I sing it." She looked at me flabbergasted saying over and over, "That isn't how it goes. That isn't how it goes." I said something like well, that's how I do it, and that was that.

So to prepare for this column, I looked up the book and author. I came to find out that Mr. Munsch authored this song first after two of his children were still born. He never had music set to the song. He wrote the book around it

some time later, and it encouraged readers to sing the song in their own ways.

You might wonder, "What does this have to do with low vision?" Well, my oldest son has low vision. I was counseled to treat him like any other baby and growing child. So I read to him. In this particular book, when reaching the lines preceding the verse above, it says "... she sang:" -- So I would always sing those words. That's just me, a closet glee club wannabe. Hey, don't you think it's only fair that your kid(s) loves the silly way you sing because it's mom or dad who's doing it and that means love. In other words, if your child doesn't see well, sing to your little one. It's your voice that's heard or felt from the vibrations of your throat while nestling each other. You are the one who calms the babe.

All through their lives though, continue to demand your children reach their potential. Children who are blind or have low vision learn to help themselves if taught. Ask for help from different agencies, The Chicago Lighthouse, Lions Club, Easter Seals, etc. Note that the Internet is your friend, too. You can type in your child's condition, and it will help you understand the diagnosis. If you need help, try the library in your community. They have computers there. You can educate yourself about your child's affliction. Get it translated if you need to. Many times an article can be translated into Braille by request as well. It's work but it's worth it; and what in life, that is worth anything, doesn't require work? You as a parent will become the resident expert on this issue; and you'll educate the schools your child attends and its teachers, on how to best help your son or daughter. You'll become more comfortable in this roll as time goes on, and your efforts will be rewarded.

My payoff came 18 years after the birth of my wonderful son, Matt. For that Mother's Day

gift, I received a copy of the **LOVE YOU FOREVER** book from him and his stating he remembers how I read that to him all the time. Now, am I right or what, that it doesn't get much better than that? Thank you, Matthew. You make me very proud. I couldn't have done it without your Dad, our families and friends, as well as the wonderful team of doctors, therapists, itinerants, and teachers, the Lions Clubs, the Chicago Lighthouse, the IPVI, the 100% Foundation, SOWIC, the Lincolnway School system, and the many, many others. Thank you for helping and being our angels.

In closing, to the Moms, I hope you had a wonderful Mother's Day! To the Dads, Happy Father's Day! God bless you all.



Dear IPVI family,

I want to update you on the end of my freshman year. As you could tell I am finally done with my first year at NIU. It has been an amazing first year I finished my year with 2 A's and 2 high B's, and now I cannot wait to begin my sophomore year here at NIU. With next semester, I am starting my pre-req classes for my major and those four classes include Braille, Orientation and Mobility, Anatomy of the eye, and an education class about visual impairments. Also, I want to thank you for your continued support throughout my first year. Without your help, I would not be able to pursue and finish my goal. In conclusion, I

cannot believe my freshman year is already complete it feels like yesterday when I moved in and now I am moving out. I have a feeling that the rest of the years that I am here are just going to fly by.

Thank you

Samantha Smolka



HAPPY BIRTHDAY JAKE!

By: Dawn Wojtowicz

Twelve years ago in May, I was sitting in a hospital bed, as I had been for 8 days. I went into labor even though my due date wasn't until August 25th. I eventually gave birth 14 days after going into labor so early. On May 24, 2003, at 1:02 p.m., I gave birth to a 11# 13oz, adorable, but so very tiny, little boy.

I had no idea what we were in for. Sometimes I'm glad that ignorance was bliss, as there was no preparing for what lied ahead for us. A list of devastating diagnoses, one after another, it seemed. We dodged a heart surgery early on, only to be slapped with emergency surgery to his eyes, followed by two more surgeries which both were failed attempts to re-attach his retinas. Just when it finally sunk in that his eyesight would not be restored, he was diagnosed with cerebral palsy. This led to nine therapy appointments a week, and countless fittings on AFO braces, gait trainers, chairs, etc. At about 13 months old, we were told he would never walk. However, he took his first independent steps at one week shy of three years old. I know my parents will never

forget that phone call.

Months later he was diagnosed with Apraxia, and we were told it was probable that he would never talk. He was about 3 1/2 when he yelled "No McDonalds!" in protest of what we were discussing his dinner was to be. He hasn't stopped talking since.

Years later, several people prepared us for the possibility that he would never be able to read or write Braille. I'm not sure how much he can write in an allotted timeframe now, but I do know that he can read about 25 words a minute and he's getting better every day!

I look back and think "How we were able to get through all that?!" I have no idea where we found the strength. I'm completely convinced it was ALL Jake. I could have never given up because I know Jake would never have let me! He truly is a miracle, and he has taught me so much more than I could have ev-

er taught him.

You are amazing, Jake. I can't believe you're TWELVE now! Happy Birthday!



The Chicago Lighthouse
THIRD ANNUAL Mike Ditka Charity
GOLF
tournament

The Chicago Lighthouse will be
hosting its 3rd Annual Mike Ditka
Charity Golf Tournament!

Monday, August 31, 2015

North Shore Country Club
1340 Glenview Road, Glenview, IL

BMO  Harris Bank

Ace Sponsor: [BMO Harris Bank](#)

windstream 
smart solutions. personalized service.

Par Sponsor: [Windstream](#)

Please join us with the legendary former NFL player, coach, ESPN analyst and Lighthouse Board Member, Mike Ditka. In addition, golf alongside former Chicago Blackhawks players.

Proceeds raised will support The Chicago Lighthouse North in Glenview bringing the same world-class programs and services of The Chicago Lighthouse to people of all ages in the north and north-west suburbs who are blind or visually impaired.

For information on tickets, [sponsorship and underwriting opportunities](#), contact Special Events at events@chicagolighthouse.org or call 312.666.1331 ext. 3352.



We've all been there. Maybe your child's class is going on a field trip or they are working on an assignment in school that just seems "too visual." Maybe there are concepts that just seem unexplainable.

Of course blindness has its limitations, but often we are only limited by our own forethought and creativity. Find ideas below to make the seemingly inaccessible more accessible!



[6 Tips for Explaining Colors to a Blind Child](#)

Should blind kids learn about colors? Of course! But if your child has no or very limited vision, how do you begin this conversation? Deborah Kent from NFB (herself blind) gives thoughtful tips and advice so parents can begin discussing colors and the meanings behind them.

Want to learn more about introducing colors to your blind child? Visit NBP's new set of activities all about colors through their **[Great Expectations Program!](#)**

http://www.nbp.org/ic/nbp/programs/gep/crayons/crayons-main.html?utm_source=WonderBaby.org+Newsletter&utm_campaign=cfcfab654a-may_2015&utm_medium=email&utm_term=0_dd1cd011f8-cfcfab654a-425747425



12 Tips for an Accessible Zoo Visit

Is your child's class planning a trip to the local zoo? Are you thinking about keeping your child home that day because it just won't be accessible? I mean, isn't a zoo just a bunch of animals behind glasses and cages? How can that be fun if you can't see?

Think again! There are so many opportunities to make a zoo trip accessible. Start by calling ahead and talking to zoo coordinators. You won't know what adaptations are available unless you ask. There's a very good chance that you'll be surprised by what they offer—from free pony rides to even special access to animals that are normally off limits!



Accessible STEM: An introduction to Light for Blind Children

Why does someone who can't see need to know about light? Because it exists!

A child with a visual impairment should always have the opportunity to explore the concepts behind everything to which a child with sight is exposed, with special attention focuses on the fundamentals that are often picked up naturally through visual cues.

A child who has been blind since birth may never experience light and vision the same way as someone with some or all of their sight, but that doesn't mean he can't understand the basic sciences of light and how it is referred to in everyday life. Read more:

**[http://www.wonderbaby.org/articles/introduction-to-light-for-blind-children?
utm_source=WonderBaby.org+Newsletter&utm_campaign=cfcfab654a-
may_2015&utm_medium=email&utm_term=0_dd1cd011f8-cfcfab654a-425747425](http://www.wonderbaby.org/articles/introduction-to-light-for-blind-children?utm_source=WonderBaby.org+Newsletter&utm_campaign=cfcfab654a-may_2015&utm_medium=email&utm_term=0_dd1cd011f8-cfcfab654a-425747425)**



[12 Easy Tips for Accessible Preschool Arts & Crafts](#)

Can a blind preschooler be included in preschool arts and crafts? Of course!

Preschool art projects usually involve simple fine motor skills (drawing or gluing), beginning planning skills (figuring out what to draw or where to glue) and constructive play (building something). Do these sound like skills any child should be learning, blind or sighted? Yes! Read more:

**[http://www.wonderbaby.org/articles/accessible-preschool-crafts?
utm_source=WonderBaby.org+Newsletter&utm_campaign=cfcfab654a-
may_2015&utm_medium=email&utm_term=0_dd1cd011f8-cfcfab654a-425747425](http://www.wonderbaby.org/articles/accessible-preschool-crafts?utm_source=WonderBaby.org+Newsletter&utm_campaign=cfcfab654a-may_2015&utm_medium=email&utm_term=0_dd1cd011f8-cfcfab654a-425747425)**



Some Tips for Drawing

1. You can purchase raised line coloring books, [like this one](#).



2. Or you can take a regular coloring book and just outline the lines with puffy paint or [Wikki Stix](#).

3. You can also purchase a [raised line drawing board](#), so that anything your child draws can be felt on the paper after he draws it.



4. Or get a raised line sketchpad, [like this one](#).



5. Or you can always make a drawing board yourself by just placing the paper on top of a screen so that when you draw on it the lines are bumpy and you can feel them.

6. It can also be fun to draw with [scented markers](#), so your child can smell what he's drawn.





Some Tips for Gluing

1. Start by getting your child used to the idea of sticking objects to paper. You can try this [sticky collage project](#) with packing tape. The entire surface is sticky, so no matter where you place an object, it'll stick.
2. Then work up to using glue. I think glue sticks are great because you can make a large area on the paper sticky and then your child can find the glue with one hand while placing objects on the paper with the other.
3. You can also dab a little glue on the object for him (like, say, a dried flower) and then have him place it on the paper. Eventually, as he begins to understand the concept, you can work up to him applying the glue himself, but he will need help to start with (as would any child).
4. And yes, glue will be messy and sticky, but we just have to be OK with that! My son made a scented collage in school the other day (they started with a paper plate, brushed glue over the whole surface, then had Ivan place different scented dried herbs on the plate). He came home with glue in his hair... but that's OK!
5. I remember when I was a child that the teacher would keep a sponge in a small bowl with water that we could use to wipe our fingers on in between applying the glue. Maybe if you have a little "wash station" set up that could help with the mess too.
6. And one more idea: You could also create a glue "template" by cutting out a small circle area in a larger piece of cardboard. Your child can place the template on the paper where he wants to place the glue and just put the glue in the circle space. Now he knows exactly where the glue is!

Find all information on wonderbaby.org



IPVI's Matthew Benedict Juskie Scholarship Fund

For students who are blind or visually impaired

Any individual intending to continue his/her education at a college, university or trade school and is interested in being considered for the MBSJF, must meet the following criteria: Illinois resident, blind or visually impaired, undergraduate or graduate student, and an IPVI member.

The candidate's application is processed free of charge. The student must mail or fax a written request to receive a copy of the application from IPVI. Then the student must complete the MBSJF Application Form, provide 3 completed Reference Forms, submit medical records or a letter from the vision specialist confirming the condition, and mail them to IPVI. The applicant may attach a 1-page resume of clubs, offices held, or any other pertinent information concerning his/her activity record.

The IPVI Board of Directors will review all scholarship applications and select the winners. IPVI reserves the right to announce such awards in its newsletters and marketing materials.

The MBSJF is funded completely from tax-deductible donations from individuals, companies and corporations who support IPVI's goals. Any individuals or groups wishing to donate to this fund, please forward your tax-deductible donations to IPVI. Thank you for your continued support of IPVI.



To request a scholarship application, please contact the Scholarship Program Coordinator, Vicki Juskie at: 815-464-6162 or vajuskie@aol.com



NAPVI

National Family Conference

National Association of Parents of Children with Visual Impairments



July 10-12, 2015 • Chicago, Illinois

Location:

Chicago Lighthouse for the Blind
1850 W Roosevelt Road, Chicago, IL

Conference hotel:

Chicago Marriott at Medical District /UIC

For more information contact Susan LaVenture, Executive Director NAPVI at

laventures@lighthouseguild.org or 800-562-6265

FAMILY CONNECT WEBSITE

Finding the Funds to Attend the NAPVI Family Conference

By Susan LaVenture



Dear NAPVI Friends and Fellow Parents,

When my son was 10 months old, he was diagnosed with a rare infant eye cancer, [retinoblastoma](#). I was devastated, and desperate to meet other parents who were having this experience. I wanted to learn more about my child's eye condition and how his visual impairment was going to affect his learning and I also wanted to learn what I could do to encourage his development.

I learned about [NAPVI](#) as a resource and the NAPVI National Conference from another mother at the hospital waiting room when both of our children were undergoing surgery. I really wanted to go but didn't think it was possible, being weighed down with insurance problems, medical bills and raising a young family...until I came across an article published in NAPVI's *AWARENESS* magazine which gave ideas for funding sources to attend a NAPVI conference.

I was able to get funding from a local **Lions Club** and co-sponsorship from **Perkins School for the Blind** and attended my first NAPVI conference in Dearborn, Michigan in 1989. I met so many families who are still friends today and learned so much. I hope to meet you and your family in Chicago!

Read about funding resources for families:

<http://www.familyconnect.org/info/after-the-diagnosis/overview-of-services/funding-options-for-families/135>

Warm Regards,

Susan LaVenture
Executive Director NAPVI

A Trip to NYC Meant a Moment with Helen Keller

By Emily Coleman

I was excited to visit the American Foundation for the Blind (AFB) office in New York City last week. I knew that I would get to speak with many AFB employees and find out about their current projects and future endeavors within the field of blindness. What I didn't realize, was that I would get to have a moment with Helen Keller.

What may not be well known, is that AFB is home to the **Helen Keller Archives**. There is a very enthusiastic archivist also by the name of Helen (seen in this photo with me) who takes care of all the precious items and helps the public see Helen for the woman she was instead of only as the little girl at the water pump. Many know the story of Helen and her teacher, Anne Sullivan, but not quite as many are aware of the impact Helen made as an adult.



For example, I had no idea that Helen Keller wrote to Adolf Hitler when she learned he was

burning her books. Helen wrote, "You can burn my books and the books of the best minds in Europe, but the ideas in them have seeped through a million channels, and will continue to quicken other minds." Other historical artifacts demonstrated that Helen also firmly believed in a woman's right to vote, and equality for all.

It feels too obvious to quote Helen Keller when referring to people with disabilities and the work being done in the field of blindness. However, there are very few authors that inspire me within a sentence or two the way Helen does. Many say that she was a "genius," but Helen the Archivist reminded me that above all else Helen Keller worked very hard. She changed the negative perceptions surrounding people with disabilities through simply being herself...and by seemingly spending every day of her life on a mission to do the right thing.

Helen said, "The power of effecting changes for the better is within ourselves, not in the favorableness of circumstances." When you first realize you have a child who is blind, I don't think anyone finds the idea of parenting them to be easy or "favorable." That doesn't mean that I shouldn't speak up for my son...or have low expectations because it is too hard. Helen Keller reminds me in her wisdom that "hard" isn't an excuse.

Doing the right thing is a simple choice...even when it is difficult. If you're interested in reading more of Helen's quotes I recommend you get "**To Love This Life**" printed by AFB Press. Her insight is applicable to our children who are blind...but also to us as their parents. To prove the point that she speaks to us all, I'll leave you with a quote that says what I often feel raising a child with special needs:

Sometimes a sense of isolation enfolds me like a mist. But I no longer feel I stand alone...So much has been given me I have no time to

ponder over that which has been denied."
Helen Keller, June 1960.

New AFB Webinar, "iPad for Babies and Toddlers: Early Intervention for Children with Visual Impairments"

AFB eLearning is pleased to announce its newest webinar offering, **iPad for Babies and Toddlers: Early Intervention for Children with Visual Impairments**. This webinar focuses on the results of a pilot study and curriculum that uses the iPad to teach children with visual impairments and/or multiple disabilities. **iPad for Babies and Toddlers** will help anyone who works with children with visual impairments or multiple disabilities gain valuable knowledge on how the iPad can be a successful educational tool when used with a goal-directed curriculum.

The webinar presenter is Laura Campana, M.A., Director of the Infant & Early Childhood Program at Junior Blind of America. Laura has worked with children with special needs for over 14 years and has been working at Junior Blind of America for over 4 1/2 years with children ages birth to 6 years.

iPad for Babies and Toddlers



AFB PRESS
American Foundation for the Blind



iPad for Babies and Toddlers has been approved for continuing education credit by ACVREP and can be purchased for \$49 from the AFB Bookstore. The webinar is pre-recorded and will be available to you for a full year to access as often as you like when

it is most convenient for you. There is no specific date and time you need to be available. Order today at www.afb.org/store.

REGISTER FOR YOUR FREE PARENT WORKSHOP TODAY!



Illinois State Board of Education

Gery J. Chico, Chairman
Dr. Christopher Koch, State Superintendent

Space is limited; registration is mandatory Please visit www.frcd.org or call 312-939-3513 for registration and workshop location.

**Six Principles of IDEA:
Special Education What You Need to Know**
Saturday, June 6, 10am-12pm

Navigating the IEP Process
Saturday, June 13, 10am-12pm

The Family Resource Center on Disabilities (FRCD) offers parents of children with disabilities birth to 21 years old, their helpers, relatives, professionals, and interested community members no-cost training and workshops, telephone and e-mail assistance, and resources to help claim their role as the child's most effective and significant advocate.

You are invited to contact FRCD for information, resources, support and training. 1-312-939-3513 | info@frcd.org | www.frcd.org
20 East Jackson Blvd., Room 300
Chicago, IL 60604



The 2015 Sharing A Vision Conference will be held at the Crowne Plaza in Springfield, Illinois on September 28th, 29th and 30th.

Back by popular demand, the Creative Expressions Art Gallery will feature original children's artwork gathered from across the State of Illinois. These one of a kind "masterpieces" will be raffled off or purchased with a "Buy it Now" option which will allow artwork to be purchased immediately!

In order to make this a successful event, we are requesting donations from children who are enrolled in education and early care programs. NO items will be accepted after August 1st, 2015. Here is how you can help:

- A Creative Expressions Art Gallery advertisement poster which you can display in your in your centers/school/program.
- A letter to Education & Early Care Providers explaining the Creative Expressions Art Gallery.
- A letter to Parents/Guardians explaining the Creative Expressions Art Gallery
- A Parental Consent & Release Form.
- An exhibit card which will be filled out for each piece of artwork.

Participating programs have the chance to win NEW art supplies for their classroom! Please contact one of your local art committee representatives for more information:

Anna Owen, Northwest Illinois-Quad City Area, 309-799-9895, ak-owen@wiu.edu

Carissa Carlson, Central Illinois— Bloomington/Normal Area, 309-438-5026, ccarlson@ilstu.edu



Physicians

- Benjamin H Ticho, MD** - Pediatric ROP & Adult Ophthalmology
Jonathan S Buka, MD - Ophthalmology-Glaucoma & Lasik Surgeon
Alexander J Khammar, MD - Pediatric ROP Ophthalmology
Karl Ticho, MD – Ophthalmology
E. Michael Cassidy, MD - Ophthalmology
Roshni A Vasaiwala, MD – Cornea Specialist
Hassan A Shah, MD – Oculofacial Plastic, Orbital and Ophthalmic Surgery
Megan Allen, OD – Optometrist
Birva K Shah, OD – Optometrist

Visit our Locations

10436 Southwest Hwy., Chicago Ridge, IL 60415
P: 708-423-4070 F: 708-423-4216

600 Ravinia Ave., Orland Park, IL 60462
P: 708-873-0088 F: 708-873-5224

333 Chestnut Street, Suite 104, Hinsdale, IL 60521
P: 630-323-4202 F: 630-323-6588

7001 W Archer Ave., Chicago, IL 60638
P: 708-423-4070 F: 708-423-4216

801 Mac Arthur Blvd. Ste. 302, Munster, IN 46321
P: 219-836-7990 F: 219-873-0175

IPVI

P.O. Box 2947, Naperville, IL 60567-2947

1-815-355-2098 • Email: ipvi@ipvi.org • www.ipvi.org

PRESIDENT

Lyle Stauder
41 Groton
Springfield, IL 62702
(217) 787-9728
astauder@springnet1.com

OPERATIONS VP

Filiberto Almendarez III
5323 N Delphia Ave #12
Chicago, IL 60656
(773) 693-5713
falmendareziii@yahoo.com

SERVICES VP

Mary Zabelski
6153 N. Nettleton Avenue
Chicago, IL 60631
(773) 882-1331
maryzabelski@hotmail.com

TREASURER

Vicki Juskie
21170 Deerpath Road
Frankfort, IL 60423
(815) 464-6162
vajuskie@aol.com

SECRETARY

Dawn Wojtowicz
9188 161st Place
Orland Hills, IL 60487
708-590-6447
deeder0477@aol.com

NAPVI REGION 3 REPRESENTATIVE

Pam Stern
1912 Mission Hills Lane
Northbrook, IL 60062
847-217-7590
pamstern3@gmail.com

SPANISH TRANSLATOR

Noelia Gamino
708-655-2747

**THIS PUBLICATION IS SUPPORTED
(IN PART) BY THE NATIONAL
ASSOCIATION FOR
PARENTS OF CHILDREN WITH
VISUAL IMPAIRMENTS (NAPVI)
HILTON/PERKINS
PROGRAM AND (IN PART) FROM A
GRANT FROM THE FAMILY RE-
SOURCE CENTER ON DISABILITIES**



Join **IPVI** or renew your membership today!

The *Illinois Association for Parents of Children with Visual Impairments* is a state-wide, non-profit organization that enables parents to find information and resources for their children who are blind or visually impaired, including those with additional disabilities.

Your IPVI membership dues or generous contributions help to support all of our ongoing efforts:

- Regular communications which include: workshops, conferences, training seminars, legislative issues, organizational announcements, products, and advice about raising a child who is visually impaired.
- Offers several \$500 college scholarships each year.
- Publishes a resource catalog which includes anything and everything to do with visual impairment.
- Conducts training and support sessions where parents share experiences and ideas.
- Holds fun outings adapted for children with visual impairments at athletic, cultural, educational, and entertainment settings.
- Represents parents of children with visual impairments at conferences, public hearings, and on committees.

What does IPVI do?

- Promotes and provides information through meetings, correspondence, publications, etc., which will help parents meet the special needs of their children with visual impairments.
- Facilitates the sharing of experiences and concerns in order to provide emotional support and relief from feelings of isolation for parents and their families.
- Creates a climate of opportunity for children who are blind in the home, school, and society.
- Fosters communication and coordination of services among federal, state, and local agencies and organizations involved with providing services to people who are visually impaired.
- Advocates on a statewide level for services to children who are visually impaired and their families.
- Keeps members informed about current proposals and actions which impact on children with visual impairments and their families.

Check one:

Parent/Guardian Membership: \$15 per year.

Child(ren)'s Names: _____

Birthdate(s) of my visually impaired child(ren): _____

My child(ren)'s eye condition: _____

I give my permission to release my name to other parents.

Group/Agency Membership \$50 per year.

Extended Family/Friend Assoc. Membership \$15/year.

Medical Specialist \$50 per year.

Scholarship Fund \$10.00

Donation: \$_____ (tax deductible)

New Membership

Renewal

Name: _____

Address: _____

City: _____ State: _____ Zip: _____

Phone: (_____) - _____

Email: _____

Please enclose this form along with your payment by check to:

IPVI • P.O.Box 2947 • Naperville, IL 60567-2947

Have questions or need more information?

**Call us at
1-815-355-2098**

Illinois Association for Parents of
Children with Visual Impairments
P. O. Box 2947
Naperville, IL 60567-2947

Please contact IPVI to see if you are
up-to-date on your dues at the
address on the left or
1-815-355-2098
Email: ipvi@ipvi.org
www.ipvi.org

IPVI CALENDAR

- | | | |
|-----------|--|-------------------|
| ▶ 7/10-12 | Lighthouse Guild/NAPVI National Family Conference | Chicago |
| ▶ 7/18 | IPVI Zoo Outing | Brookfield |
| ▶ 8/31 | Mike Ditka Charity Golf Tournament | Glenview |

Please call
1-815-355-2098
for any questions, concerns,
or comments that IPVI can
help you with.

**Newsletter Deadline for
JULY 2015 is JUNE 15th**



**Check Out
www.ipvi.org**

Calendar of Events!
News and Updates!
Useful Links to Web Sites!
And more...